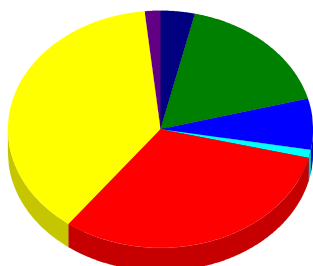


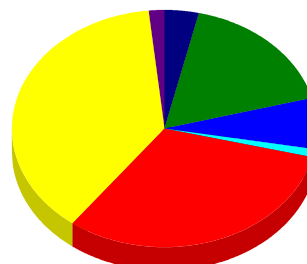
## Payor Mix By Census

3 Month Rolling Total- Census



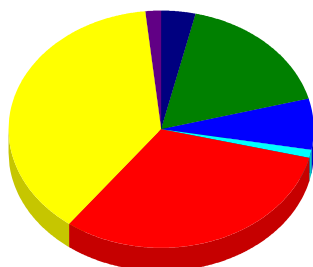
Commercial	222	3.66%
Medicaid	1,040	17.13%
Medicare	429	7.07%
Other	69	1.09%
PPO / HMO	1,902	31.33%
Self Pay	2,309	38.04%
Worker's Compensation	102	1.68%
<b>Total</b>	<b>6,070</b>	

3 Month Rolling Total 1 Yr Ago - Census



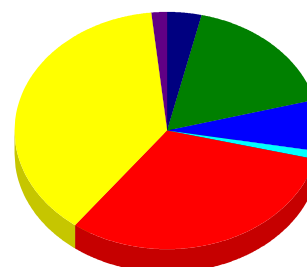
Commercial	322	5.28%
Medicaid	1,075	17.61%
Medicare	314	5.14%
Other	85	1.39%
PPO / HMO	1,839	30.13%
Self Pay	2,361	38.68%
Worker's Compensation	108	1.77%
<b>Total</b>	<b>6,104</b>	

12 Month Rolling Total - Census



Commercial	895	3.70%
Medicaid	4,437	18.35%
Medicare	1,808	7.48%
Other	284	1.17%
PPO / HMO	7,661	31.69%
Self Pay	8,706	36.01%
Worker's Compensation	383	1.58%
<b>Total</b>	<b>24,174</b>	

12 Month Rolling Total 1 Yr Ago - Census



Commercial	730	2.94%
Medicaid	4,528	18.26%
Medicare	2,734	11.02%
Other	241	0.97%
PPO / HMO	8,562	34.52%
Self Pay	7,447	30.02%
Worker's Compensation	562	2.27%
<b>Total</b>	<b>24,804</b>	