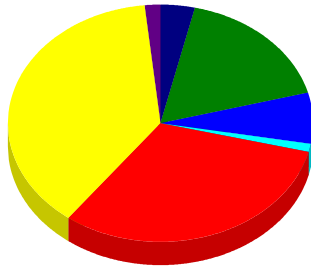


**Payor Mix by Charges**

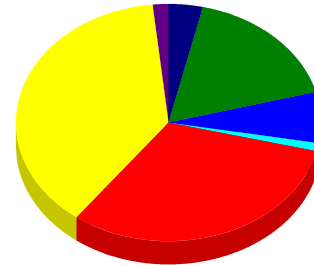
3 Month Rolling Total- Charges



Commercial	25,592	1.41%
Medicaid	238,649	13.13%
Medicare	373,950	20.57%
Other	17,336	0.95%
PPO / HMO	706,704	38.87%
Self Pay	434,429	23.89%
Worker's Compensation	21,522	1.18%

**1,818,182**

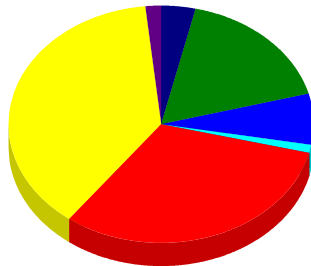
3 Month Rolling Total 1 Yr Ago - Charges



Commercial	28,100	1.62%
Medicaid	225,842	13.00%
Medicare	327,890	18.87%
Other	18,171	1.05%
PPO / HMO	709,492	40.83%
Self Pay	397,873	22.90%
Worker's Compensation	30,282	1.74%

**1,737,650**

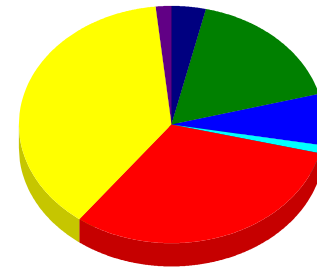
12 Month Rolling Total - Charges



Commercial	95,819	1.31%
Medicaid	1,014,962	13.92%
Medicare	1,505,293	20.64%
Other	71,460	0.98%
PPO / HMO	2,807,421	38.49%
Self Pay	1,696,354	23.26%
Worker's Compensation	102,106	1.40%

**7,293,415**

12 Month Rolling Total 1 Yr Ago - Charges



Commercial	105,737	1.57%
Medicaid	936,136	13.92%
Medicare	1,317,254	19.59%
Other	55,233	0.82%
PPO / HMO	2,674,317	39.76%
Self Pay	1,494,747	22.23%
Worker's Compensation	141,968	2.11%

**6,725,392**